






Assemble Instruction

No	Sparparts Name	Specification	Quantity	No	Sparparts Name	Specification	Quantity
1	Front Case		1	17	Rear Carrier		1
2	Bolt	GB/T 5789-M10×1.25×50	1	18	Bolts	GB/T 70.1-M8×40	1
3	Locked Nut	GB/T 6187.2-M10	1	19	Bolts	GB/T 70.1-M8×45	2
4	Moddle R Locating Bush		1	20	Position for Mirror assemble		
5	Steering bar		1	21	Rear Mirror		1set
6	Front fender		1	22	Liquid for Battery		1
7	speedometer Hub		1	23	Filler		1
8	Position for front wheel assemble		1	24	plate		1
9	Washer		1	25	Battery		1
10	Front wheel		1	26	Bolts		2
11	Axle of Front Wheel		1	27	Nuts		2
12	Locked Nut	GB/T 6187.2-M10	1	28	Position for Assemble Battery		1
13	Assembling place,Front Cover		1	29	Cover of Battery		1
14	Front Cover		1	30	Floor mat		1
15	Screws	GB/T 845-4.2×12	4	31	Screws	GB/T 845-4.8×16	2
16	Position for Rear Carrier assemble		1				



Install step:

A Fix(1)on(5)With(2)(3)(4) then locked

B Fix(6) first ,fix (7) (9) (10) on (8) with (11). Fasten with (12)

C Fix(14)on (13) with (15)

D Fix(17) on (16) with(18)and (19)











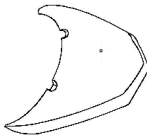

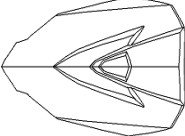










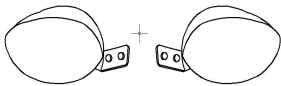
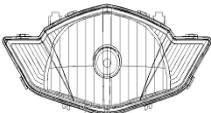


E Assemble (21) on (20)

F Take off the seal of (22) ,put (22) into (23), connect (23)and (25),

after all of (22)go into (25).fix (25) with (24).

Put (25) into (28) ,connect "+" and "-" with (26) (27), fix (29) with (31).in corresponding postion,put(30) on (29)

Motorcycle spare parts parts packing list

Type:					Plan NO:				
No	Description	Photo	Qty	Remarks	No	Description	Photo	Qty	Remarks
1	Rear Mirror		1	<input type="checkbox"/>	15	Tapping screw 4.2×12			<input type="checkbox"/>
2	Tool Comp		1	<input type="checkbox"/>	16	Tapping screw 4.2×16			<input type="checkbox"/>
3	Battery		1	<input type="checkbox"/>	17	Tapping screw 4.8×12			<input type="checkbox"/>
4	Cover Frame Number		1	<input type="checkbox"/>	18	Tapping screw 4.8×16			<input type="checkbox"/>
5	Floor Step		1	<input type="checkbox"/>	19	Clamp			<input type="checkbox"/>
6	Rear Carrier Rack		1	<input type="checkbox"/>	20	Screw M6×12		1	<input type="checkbox"/>
7	Front Cover		1	<input type="checkbox"/>	21	Bolt M10×1.25×50		1	<input type="checkbox"/>
8	Front fender		1	<input type="checkbox"/>	22	Nut M10		1	<input type="checkbox"/>
9	Front wheel		1	<input type="checkbox"/>	23	LOCK Collar		1	<input type="checkbox"/>
10	Inner Cover Luggage		1	<input type="checkbox"/>	24	Bolts M8×45		1	<input type="checkbox"/>
11	Manual		1	<input type="checkbox"/>	25	Rear Box		1	<input type="checkbox"/>
12	Maintenance Manual		1	<input type="checkbox"/>	26	Front Turning Light		1	
13	Headlight comp		1	<input type="checkbox"/>	27	Cover, Battery		1	<input type="checkbox"/>
14	Quality Assurance Manual		1	<input type="checkbox"/>					